



Reporting or how can I get my money back?

Joint Secretariat
11.09.2019

QUIZ

What/How should you upload to your (partner) report?

- A. As many pictures as I can, let the Programme bodies see, that we have been hard-working
- B. Collect all relevant documentation(LoP, some pictures, agenda, invitation,) only once, I should keep referring to them
- C. I should upload every document to every possible place within the report to make sure, the FLC and JS will see them

When should I start working on my project report? When should I submit it?

- A. I should wait until all my partners are ready with their reports. Patience is a virtue.
- B. I need to submit it to the JS not later than 5 months after the end of the reporting period.
- C. I can start to work on it as soon as possible and I can contact my JS member anytime.

How frequently should I submit a report?

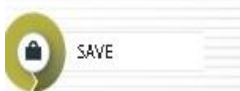
- A. If my project already has large expenditures, I will definitely report in order to get reimbursed.
- B. The project has defined reporting periods (e.g. 6 months) and I have to stick to it.
- C. If there was no activity in the respective period I skip that report. I report in the next.

Once the ERDF contract is signed, the followings are needed by the first ERDF payment:

- A. Up-to-date staff costs data sheets
- B. Contracts of national contributions
- C. My colleagues should gather on the day of the payment, so we can celebrate.

As a Lead Partner, what should I do if a partner of mine is always late with the reports?

- A. As Lead Partner I am responsible for the whole partnership and for the smooth implementation, I should raise their attention to the importance of reporting on time.
- B. I should not bother them, they will report when they are ready.
- C. I threaten them to be kicked off from the partnership.



General

Save As Pdf File

Show Eligibility Check

Show Application Assessment

Generated Files

Revert To STARTUP

Attachments

Modification Request Overview

Bookmark Project

Toggle Tree

Contacts

Help

Exit

Application And Contract

Management

Reporting

Logout



User management

Leadpartner user

Main leadpartner:
a@n .hu

New User

Assigned read/write users

bc @n

Assigned readonly users

szr r@n i

Project partners

User For Partner West-Transdanubia

New User

+ Add read/write user

+ Add readonly user

Assigned read/write users

l cz. ta@n g

Assigned readonly users

sz .e @i i

- Remove selected read/write us

- Remove selected readonly use

User For Partner Province

New User

+ Add read/write user

+ Add readonly user

Assigned read/write users

he t@b i

- Remove selected read/write us

Partner level report

Content:

- Language (German or Hungarian)
- Reflect the content as laid down in the AF
- Input for the project report (to your LP) about your contribution to
 - Main outputs
 - Reaching target groups
 - Work package activities / deliverables
 - incl. Project specific objectives!
- List activities + describe achievements
- Meaningful for any 3rd party

Partner level report

Add reports in eMS

- only 1 report at once;
- start from the beginning, don't skip periods
- if no expenditure: use zero reports (content without financial part)

Partner level report

Report	Period Start	Period End	State	Date Of Partner Report Submission	Date Of Partner Report First Submission	Date of flc verification	Included In Project Report	Total Partner Expenditure Declared	View Report
Period 0 01.01.2016 - 31.12.2016									
Report 0.1	01.01.2016	31.12.2016	Report F Lc Certified	07.09.2017 10:38:18	07.09.2017 10:38:18	03.04.2018	Period 0 Project Report 1	€ 5 000,00	
Period 1 01.01.2017 - 30.06.2017									
Report 1.1	01.01.2017	30.06.2017	Report F Lc Certified	04.10.2017 16:39:26	04.10.2017 16:39:26	03.04.2018	Period 1 Project Report 1	€ 0,00	
Period 2 01.07.2017 - 31.12.2017									
Report 2.1	01.07.2017	31.12.2017	Report F Lc Certified	15.02.2018 09:10:56	15.02.2018 09:10:56	23.04.2018	Period 2 Project Report 1	€ 199 443,41	
Period 3 01.01.2018 - 30.06.2018									
Report 3.1	01.01.2018	30.06.2018	Report F Lc Certified	20.08.2018 17:47:30	20.08.2018 17:47:30	05.09.2018	Period 3 Project Report 1	€ 145 280,21	
Period 4 01.07.2018 - 31.12.2018									
Report 4.1	01.07.2018	31.12.2018	Report F Lc Certified	29.01.2019 09:04:18	29.01.2019 09:04:18	29.05.2019	Period 4 Project Report 1	€ 347 160,75	
Period 5 01.01.2019 - 30.06.2019									
Report 5.1	01.01.2019	30.06.2019	Report Submitted	10.09.2019 10:45:31	17.07.2019 12:34:04		Not Certified	€ 204 436,46	
Period 6 01.07.2019 - 31.12.2019									
Period 7 01.01.2020 - 30.06.2020									
Period 8 01.07.2020 - 31.12.2020									

Partner livingtables

Period 6
 Period 7
 Period 8

Create New Report

Period 6

01.01.2016 - 31.12.2016

Partner level report

Timing

- Refer to deadlines in AF
- Preparation cost: at the same time when report about period 1

Project Description > **Workplan** > Project Budget > Project Budget Overview > Attachments

PERIOD 0 (12 MONTHS 0 DAYS)		
Start Date	End Date	Reporting Date
01.01.2016	31.12.2016	31.07.2017

PROJECTSTART (01.01.2017)

PERIOD 1 (6 MONTHS 0 DAYS)		
(automatic) Start Date	End Date	Reporting Date
01.01.2017	30.06.2017	31.07.2017

PERIOD 2 (6 MONTHS 0 DAYS)		
(automatic) Start Date	End Date	Reporting Date
01.07.2017	31.12.2017	31.01.2018

PERIOD 3 (6 MONTHS 0 DAYS)		
(automatic) Start Date	End Date	Reporting Date
01.01.2018	30.06.2018	31.07.2018

PERIOD 4 (6 MONTHS 0 DAYS)		
(automatic) Start Date	End Date	Reporting Date
01.07.2018	31.12.2018	31.01.2019

PERIOD 5 (6 MONTHS 0 DAYS)		
(automatic) Start Date	End Date	Reporting Date
01.01.2019	30.06.2019	31.07.2019

Partner level report

Sections of the partner report (content part)

- Summary of partners work
- Project main outputs delivered
- Target groups reached
- Reporting per work package
 - preparation, management, communication, thematic and investment WPs
 - Your contribution to activities
 - Deliverables
 - Proofs of deliverables

Partner level report

To be uploaded into eMS

Evidence of **finalised** output / deliverable of the projects, like:

- studies, research results, brochures,

In case of **main project events**:

- Photos (selected!), agenda, invitation, LoP,

If relevant updates of AF annexes, e.g.

- staff cost data sheet
- list of parallel projects
- de minimis declaration
- for staff flat rate: in 1st report repeated proof of at least one employee

Partner level report

Expenditures

- Don't link to work packages
- Don't have to report flat rates
- Don't forget to report revenues
- Mind GDPR
 - Sensitive staff expenditure related data are visible only to your FLC
 - upload other files including sensitive data (if any) into the section „Personal data attachment”

Partner level report

Supporting documents of expenditures (at section LoE)

Upload into eMS

- invoice
- or other primary accounting documents of equivalent probative value
- For staff costs: „Berechnungsblätter” or „bérsegédtábla”

Do NOT upload (send to FLC on other data carriers):

supporting documents of expenditures, like

- delivery notes,
- bank statements,
- timesheets,
- procurement documentation,

Project level report

Scope of project reports:

- Sums up implementation on project level
- Monitoring tool for LP and for the programme bodies
- Forwards the partners' certified expenditure to the prg. level

Timing:

- START to prepare project reports as soon as information from project reports are visible in eMS,
- DON'T wait until all FLC certificates are available
- submit a.s.a.p., not later than 5 months after the period's end

Language and style

- German-Hungarian or English
- Evidence of deliverables or outputs should be uploaded in the original language they were produced
- Understandable for non-expert

Project level report

Main structure:

- „Report” tab with overview and partner certificates
- Work packages
- Financial overview
- Attachments
 - upload new attachments
 - and/or link attachments in partner reports

Project level report

Reporting in different periods:

- Preparation period (lump sum):
 - content part not compulsory,
 - FLC certifies without control
 - submit before report 1
- Preparation period (real costs):
 - report about content work
 - mind timing rules for expenditure (legal basis, payment)
- Period 1:
 - Don't submit before report 0 if you have a share of the lump sum, or report real cost preparation
 - Don't forget to attach national financing documents
- Period 2. on:
 - report about activities, achievements build on previous reports

Project level report

The Report tab

- main achievements
- *certificates (include available partner certificates)*
- project specific objectives
- *main output achievements (takes values from WPs)*
- target groups reached
- problems and solutions
- horizontal principles

Project level report

Cost certificates

- Include all **AVAILABLE** FLC certificates of partners
- But do not wait
 - If there is substantial delays on PP/FLC level
 - especially in case of insignificant values
- Certificates that were not included in a project report
 - can be added when they become available, in case report is reverted by the JS
 - can be added to a report of a later period

Project level report

Mind these aspects at the „Report” tab

- Highlights of achievements:
 - sum up the results of the main activities and achievements in the recent period,
 - avoid to write the same with other words as the text in the summary part on the WP level
- Target groups: beware of inconsistencies, such as high number of participants reported in the Comm WP and low number entered at achievement of target groups
- Sum up main problems described on the WP level in the problems and solutions section

Project level report

Reflect MC conditions (*acc. ERDF contract*):

if they are relevant for the implementation,

- describe actions taken
- upload evidence

example:

- „The responsible departments for tourism and technology must be (verifiably) invited to the workshop for the technical programme (framework system) and to regular work meetings ...”)

Project level report

FAQ

- What can I write about the achievement of project specific objectives?

Project Specific Objectives (AT)

Objective number (AT)	Communication objective 1 (AT)	Communication objective 2 (AT)	Level Of Achievement (AT)	Explanations (AT)
1 - Entwicklung eines Umfelds für die Förderung von Innovationen durch Schaffung eines Netzwerks von Holz- und Möbelindustrie Unternehmen in der Grenzregion	<p>Einstellungsänderung</p> <p>Vor der Produktentwicklung starten wir eine online Marketing-kampagne für unternehmerische und universitäre Zielgruppen um gemeinsame Innovationen zu fördern.</p>	<p>Verhaltensänderung</p> <p>Kooperation zwischen KQ/Ls in der Holz- und Möbel-industrie im Produktentwicklung ist keineswegs charakteristisch im Grenzgebiet. Vernetzung und F&E Kenntnisse und -Erfahrungsaustausch werden durch 5 ziel-gruppenspezifische Studienreisen innerhalb des Progs</p>	<p>to a large degree</p>	<p>2000 Zeichen noch</p> <p>To build up an environment stimulating the joint innovation willingness, in the related work package, WP1, project partners developed the necessary found for networking in previous project periods, generally based on the two cluster management organizations network. PP's revealed the industry related international trends and as a result prepared trend cards that were used during innovative idea generation. All 3 outputs of the WP T1 were finished by the end of Period 3, including the Smart Mapping. These trends were then used also in Period 4 during the wood architecture workshops. All these activities contributed to reach this project specific objective. As an additional activity, P24 is preparing a potential study at the Austrian side to deepen even more the knowledge on industrial trends.</p> <p>1150 Zeichen noch</p>
2 - Entwicklung innovativer Möbel- und Holz Architekturpläne auf Basis neuer Verbraucheransprüche und Trends durch gemeinsame Produktentwicklung	<p>Einstellungsänderung</p> <p>Katalogen und PR-Filmen, die die Entwicklungsergebnisse präsentieren. 3 Kurzfilme (max 2 Min/Film) zeigen den Prozess der Produktentwicklung in der Holz Architektur und Möbelindustrie von der Idee zum Produkt, bzw. bis zum komplexen Kooperationsprojekt.</p>	<p>Wissenszuwachs</p> <p>Ziel der Teilnahme an thematischen Messen ist es, die Ergebnisse der Produktentwicklung vorzustellen und die Ergebnisse des Projekts zu verbreiten.</p>	<p>Fully achieved</p>	<p>2000 Zeichen noch</p> <p>Trend cards elaborated in Period 2, continuously supported the innovative furniture and wood architecture product development. The second InnovatCamp in wood architecture was held in Sopron (HU), organized by LP. All partners actively participated during the implementation. A total of 40 Hungarian and 12 Austrian students, 12 Hungarian and 9 Austrian SME's participated in the 10 workshops during the 5 day, elaborating innovative ideas with the coordination of external experts and university teachers based on the trends and customer demands revealed in the frame of WP T1. Finally, 3 ideas were selected by the jury, then their detailed technical documentation was prepared. Thus, D.T2.4.1 and D.T2.4.2 within T2 were successfully delivered. Related activities till the end of Period 4 contributed to fully achieve project specific objective.</p> <p>1150 Zeichen noch</p>

Project level report

FAQ

- How should we handle the horizontal principles?

C.4 Horizontale Prinzipien

Bitte beschreiben Sie, inwieweit Ihr Projekt zu den horizontalen Prinzipien beiträgt		
Horizontales Prinzip	Beitrag	Beschreibung
Nachhaltige Entwicklung	positiv	Die thematischen Veranstaltungen des Projektes fokussieren auch auf die Fragen der nachhaltigen Entwicklung.
Chancengleichheit und Nichtdiskriminierung	neutral	Die Akteure nehmen an den Projektaktivitäten unabhängig von geschlechtlichen, kulturellen, religiösen und ethnischen Hintergründen teil.
Gleichstellung von Frauen und Männern	neutral	In den Projektaktivitäten/dem Projektmanagement nehmen Frauen und Männer gleichermaßen Teil. Beim Management Personal ist die überwiegende Anzahl von Frauen typisch.

C.4 Horizontale Prinzipien

Kérjük, mutassa be, hogyan járul hozzá a projekt a horizontális elvek teljesítéséhez.		
Horizontális elv	Hozzájárulás	Leírás
Fenntartható fejlődés	pozitív	A projekt tematikus rendezvényei a fenntartható fejlődés kérdésével is foglalkoznak.
Esélyegyenlőség és diszkriminációmentesség	semleges	A projektben résztvevők nemi, kulturális, vallási és etnikai hovatartozásuktól függetlenül vehetnek részt a projekttevékenységekben.
Férfiak és nők esélyegyenlősége	semleges	A projekttevékenységekben/pr ojektmenedzsmentben részt vesznek egyaránt nők és férfiak is. A menedzsment szervezetben a nők részvétele a magasabb.

Project level report

FAQ


- How to reflect the target groups reached?
- What happens, if we the estimation in AF is wrong?

Target Groups Reached

Target Groups	Target Value	Target Groups Reached Previous Periods	Target Groups Reached Current Report	Source Of Verification	Description Of Target Group	Target Groups Reached So Far Percentage
SME	80,00	145,00	21,00	<div> <div></div> <div>2000 Characters Remaining</div> </div> <div> <div></div> <div>List of Participants of the wood architecture workshops (30.08.2018 Klagenfurt, 06.09.2018 Mödling, 11.09.2018 Weiz) and that of the InnovationCamp on 17.09.2018 - 21.09.2018 in Sopron (HU).</div> <div>1810 Characters Remaining</div> </div>	<div> <div></div> <div>2000 Characters Remaining</div> </div> <div> <div></div> <div>Participants of 3 workshops and one InnovationCamp: 12 HU and 9 AT SME's.</div> <div>1927 Characters Remaining</div> </div>	207,50 %
higher education and research	31,00	71,00	52,00	<div> <div></div> <div>2000 Characters Remaining</div> </div> <div> <div></div> <div>List of Participants of the innovation workshops (30.08.2018 Klagenfurt, 06.09.2018 Mödling, 11.09.2018 Weiz) and that of the InnovationCamp on 17.09.2018 - 21.09.2018 in Sopron (HU).</div> <div>1817 Characters Remaining</div> </div>	<div> <div></div> <div>2000 Characters Remaining</div> </div> <div> <div></div> <div>Participants of 3 workshops and one InnovationCamp: 40 HU and 12 AT students.</div> <div>1923 Characters Remaining</div> </div>	396,77 %

Project level report

Report > Workpackages > Certificates > Project report overview > **Attachments**


 This report is linked to and older version than the currently approved version of the application form 

Attachments

Select	Filename	Linked from	Filetype	Upload
<input type="checkbox"/>	MC feltetel teljesítése Kiegeszítés		pdf	27.03.2019 21:15:
<input type="checkbox"/>	MC Auflage Erfüllung Ergänzung M		pdf	27.03.2019 21:15:
<input type="checkbox"/>	IMG_3308.jpg	Partner Report NYUPAN NKft. 4.1 / Deliverable D.T1.2.1 -	jpg	13.09.2018 15:24:
<input type="checkbox"/>	09042018 TN Liste Rollende BA.pd	Partner Report NYUPAN NKft. 4.1 / Deliverable D.T1.2.1 -	pdf	13.09.2018 15:24:
<input type="checkbox"/>	09042018 Gordulo Kepzesi Akade	Partner Report NYUPAN NKft. 4.1 / Deliverable D.T1.2.1 -	pdf	13.09.2018 15:24:
<input type="checkbox"/>	09042018 Rollende BA Einladungs	Partner Report NYUPAN NKft. 4.1 / Deliverable D.T1.2.1 -	pdf	13.09.2018 15:24:
<input type="checkbox"/>	04-06juni 2018 Exkursion TN Liste	Partner Report NYUPAN NKft. 4.1 / Deliverable D.T2.4.1 -	pdf	14.09.2018 10:31:
<input type="checkbox"/>	04-06juni 2018 Exkursion TN Liste	Partner Report NYUPAN NKft. 4.1 / Deliverable D.T2.4.1 -	pdf	14.09.2018 10:31:
<input type="checkbox"/>	Detailprogramm Studienreise 2018	Partner Report NYUPAN NKft. 4.1 / Deliverable D.T2.4.1 -	pdf	14.09.2018 10:32:

Project level report – work packages

List of work packages



Interreg
Austria-Hungary 2014-2020
European Union – European Regional Development Fund

REBEN

ATHU53 Application form version 4 [Show More](#)

Project Report 1 - Period 4 Welcome REBEN Lead Partner!

Report

Workpackages

- Workpackage P
- Workpackage M
- Workpackage T1
- Workpackage T2
- Workpackage C

Certificates

Project report overview

Attachments

This report is not the currently approved version of the application form

Project Report 1 - Period 4 - 01.07.2018 - 31.12.2018

Start Date: 01.07.2018 End Date: 31.12.2018

Highlights Of Main Achievements

Description

- HU
- AT

List Of Partner FLC Certificates

Partner Abbreviation	Number Of F L C Certificate	Date of FLC certificate	Total Expenditure Certified By F L C	Include In Project Finance R
1 Land Bgld	Land Bgld 4.1	29.05.2019	€ 323 515,42	
2 ÉDUVIZIG	ÉDUVIZIG 4.1	29.04.2019	€ 8 880,54	

Export As Xls

Project Specific Objectives

Objective number	Communication objective 1	Communication objective 2	Level Of Achievement	Explanations
1 - Verbesserter Mitbewusstsein				

<https://emstest.interreg-athu.eu/ems/app/main?execution=e2s3#>

Project level report – work packages

WP status

Report > **Workpackages** > Certificates > Project report overview > Attachments

 This report is linked to an older version than the currently approved version of the application form 

Reporting Workpackage Management

Wp Nr	Wp Title	Wp Start Month	Wp End Month	Wp Status
M		Jan.2017	Dec.2020	proceeding according to work plan

Partners Involvement

Abbreviation

Land Bgld

ÉDUVIZIG

Name

Land Burgenland(lead Partner)

Észak-dunántúli Vízügyi Igazgatóság

Responsible partner


Please Describe The Progress In This Reporting Period And Explain How Were Partners Involved And Who Did What

- not started
- completed
- proceeding according to work plan
- behind schedule
- ahead of schedule


Project level report – work packages

Progress description

Please Describe The Progress In This Reporting Period And Explain How Were Partners Involved And Who Did What

 Die Projektpartner haben sich in der vierten Periode regelmäßig ausgetauscht. Zur Koordination und Abstimmung der Projektumsetzung haben sie mehrere Treffen (Partnertreffen und fachliche Abstimmungstreffen) organisiert und abgewickelt. Weiters haben sie ihre Berichte für die dritte Periode erstellt und den zuständigen FLC-Stellen zur Prüfung eingereicht.

1644 Characters Remaining

 A partnerek a negyedik beszámolási időszak során rendszeres kapcsolatban voltak egymással. A projektmegvalósítás koordinálása és egyeztetése céljából több találkozót (partnertalálkozó és szakmai egyeztetéseket) is tartottak, továbbá elkészítették a harmadik időszakra vonatkozó jelentéseiket és benyújtották az illetékes hatósághoz első szintű ellenőrzésre.

1643 Characters Remaining

Focus on:

- achievements on project level,
- reflecting the partner contributions,
- how partners were involved, who did what.



Project level report – work packages

Problems and deviations

Please Describe And Justify Any Problems And Deviations Including Delays From The Work Plan Presented In The Application Form And The Solutions Found



Keine Schwierigkeiten oder Abweichungen vom Arbeitsplan.

1944 Characters Remaining



Nem voltak nehézségek vagy eltérések a munkatervtől.

1948 Characters Remaining

- Be honest about challenges – specific for the WP
- Basis for the section „Problems and solutions found” in the „Report” tab


Activity and deliverable 1.

Please Describe Progress Achieved In This Reporting Period

A.T2.1

Activity Title	Start Month	End Month	Act Status
	01.2017	12.2020	proceeding according to work pla

D.T2.1.1

Deliverable Title	Deliverable Description	Planned Delivery Month	Del Status	Deliverable Evidence
		12.2020	not started	No uploads 

Del Description

2000 Characters Remaining

Project level report – work packages

Activity and deliverable II.

- Deliverables status:
 - not started
 - proceeding according to work plan
 - behind schedule
 - ahead schedule
 - completed and achieved as planned
 - completed and achieved more planned
 - completed and achieved less than planned

Project level report – work packages

Attachments I.

- Upload **evidence related to deliverables and outputs:**
 - finalised studies
 - final research results
 - finalised curricula
 - brochures
 - photos of main project events and of infrastructural investments
 - agenda and/or invitation of main project events
 - and any other finalised written products of the project.

Project level report – work packages

Attachments II.

A.M.2

Activity Title	Start Month	End Month	Act Status
	02.2017	07.2019	proceeding according t

D.M.2.1

Deliverable Title	Deliverable Description	Planned Delivery Month	Del Status
		07.2019	proceeding according

Deliverable Evidence

4 Uploads



Project level report – work packages

Project main outputs I.


- recorded in **WP implementation** and **investment**
- crucial for the **project's effective contribution to the programme targets**

examples:

- **Roads** (re)constructed / improved
- **SMEs** involvement can be counted based on continuous involvement or when it is finally documented.

Project level report – work packages

Project main outputs II.

Project Main Outputs (HU)	Project Main Output Description (HU)	Programme Output Indicator (HU)	Planned Delivery Month (HU)	Main Output Quantification Target (HU)	Achieved So Far(Not Including This Reporting Period) (HU)	Achieved In This Report (HU)	Level Of Achievement (HU)	Attachment (HU)
I1.1 Várbalog-Albertkázmérpuszta közötti út fejlesztése	Várbalog-Albertkázmérpuszta közötti földút fejlesztése 4,40 km hosszúságban.	CO13 Gesamtlänge der neuen Straßenverbindungen / Új építésű utak teljes hossza	jan..2021	4,40	0,00		not started ▾	No upload (HU) 

Project level report – work packages

Project main outputs III.

Project Main Outputs (HU)	Project Main Output Description (HU)	Programme Output Indicator (HU)	Planned Delivery Month (HU)	Main Output Quantification Target (HU)	Achieved So Far(Not Including This Reporting Period) (HU)	Achieved In This Report (HU)	Level Of Achievement (H
T3.1 30 AT-HU vállalkozói együttműködés (kooperációként minimum 1 HU és 1 AT KKV bevonásával) négy osztrák-magyar stratégiai ágazatban	A 30 AT-HU vállalkozói együttműködés összesen 30-30 különböző magyar és osztrák KKV bevonásával jön létre.	OI11 KMUs beteiligt an Kooperationsprojekten / Együttműködési projektekben résztvevő KKVk	júl..2019	60,00	0,00	0,00	proceeding according to work pl

Project level report – work packages

Communication WP I.

- **progress towards the communication objectives** as defined in the AF
- **explain achievements** in the respective period
- **Level of achievement:**
 - fully achieved,
 - (achieved) in a large degree,
 - (achieved) in a small degree,
 - not achieved.


Project level report – work packages


Communication WP II.

Célcsoportspecifikus tevékenységeken keresztül a védett területek hozzájárulásának érzékelhető terjesztése a térség életminőségének vonatkozásában


Tudatosságformálás

Description (HU)


 Durch geeignete, zielgruppengerechte Werbematerialien und Veranstaltungen soll der Bevölkerung der Wert ihrer jeweiligen Schutzgebiete für Lebensqualität und Wirtschaft bewusst gemacht werden.

 Megfelelő célcsoportokhoz igazított reklámanyagokon és rendezvényeken keresztül a lakosságban az adott védett területek életminőségi és gazdasági értékét tudatosítani szükséges.

Explanations (HU)

 Besonders durch die PaNaNet Zeitungen, gebietsübergreifende Schülertage und gemeinsame, profilgebende Veranstaltungen ist ein weiterer großer Schritt in Richtung Bewusstseinsbildung in der Bevölkerung gelungen.

1790 karakter maradt

 Különösen a PaNaNet újságokkal, térségeken átívelő diáknappokkal és közös, profilerősítő rendezvényekkel egy újabb nagy lépést tett a lakosság tudatosságra való nevelésében.

Thank you for your attention!